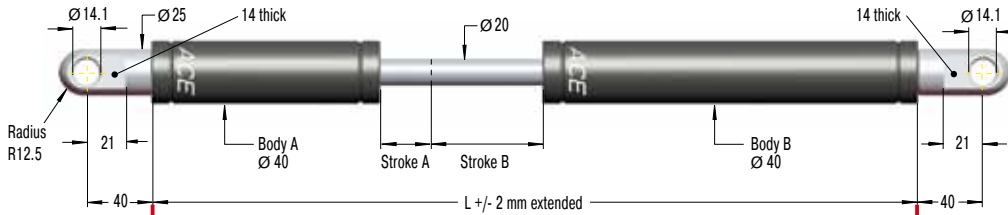


### End Fitting

### Standard Dimensions

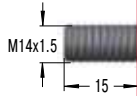
### End Fitting

**A14**



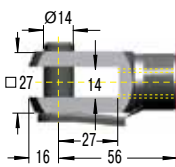
**Eye A14**  
max. force 10 000 N

**B14**



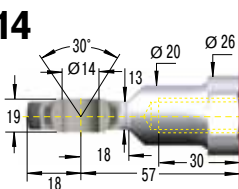
**Stud Thread B14**

**D14**



**Clevis Fork D14**  
max. force 10 000 N

**E14**



**Swivel Eye E14**  
max. force 10 000 N

### Dimensions

Type	Stroke A mm	Stroke B mm	L extended
GST-40-50-100	50	100	485
GST-40-50-150	50	150	585
GST-40-50-200	50	200	685
GST-40-70-250	70	250	825
GST-40-70-300	70	300	925
GST-40-70-350	70	350	1 025
GST-40-70-400	70	400	1 125

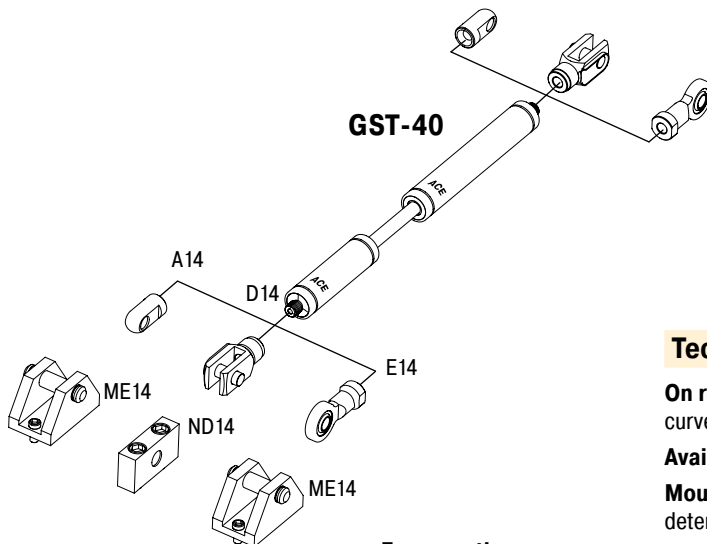
### Ordering Example

**GST-40-50-150-AD-900N-2500N**

Type (Tandem Gas Spring) \_\_\_\_\_  
 Body Ø (40 mm) \_\_\_\_\_  
 Stroke A (50 mm) \_\_\_\_\_  
 Stroke B (150 mm) \_\_\_\_\_  
 Body A End Fitting, A14 \_\_\_\_\_  
 Body B End Fitting, D14 \_\_\_\_\_  
 Nominal Force Body A, 900 N \_\_\_\_\_  
 Nominal Force Body B, 2500 N \_\_\_\_\_

The end fittings are interchangeable.  
 These gas springs are tailored to the relevant application and are therefore not available ex stock.  
 For mounting accessories see page 201.

### GST-40



For mounting accessories see page 201.

### Technical Data

**On request:** Without damping, standard length damping, special force curves, special lengths, alternative end fittings, wiper.

**Available force range  $F_1$  at 20 °C:** 300 N to 5000 N

**Mounting:** According to calculation. Please adopt the mounting points determined by ACE.

**End position damping length:** Strong end position damping approx. 30 to 70 mm (depending on the stroke) and slow extension speed.

**Material:** Piston rod: Hard chrome plated. Bodies and accessories: Zinc plated steel.

**Progression:** According to calculation relating to your application.